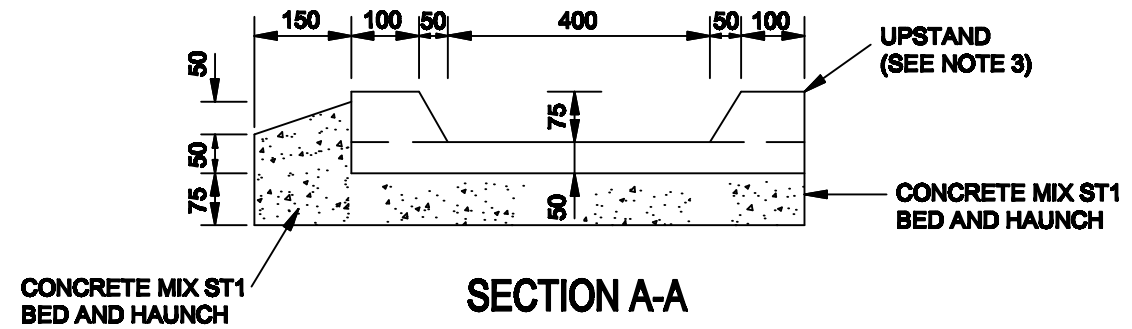
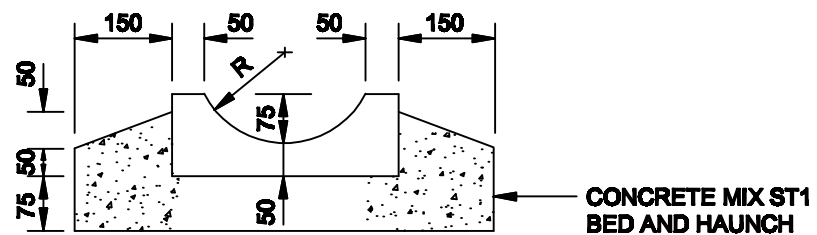


**DRAINAGE CHANNEL BLOCK
TYPE A**



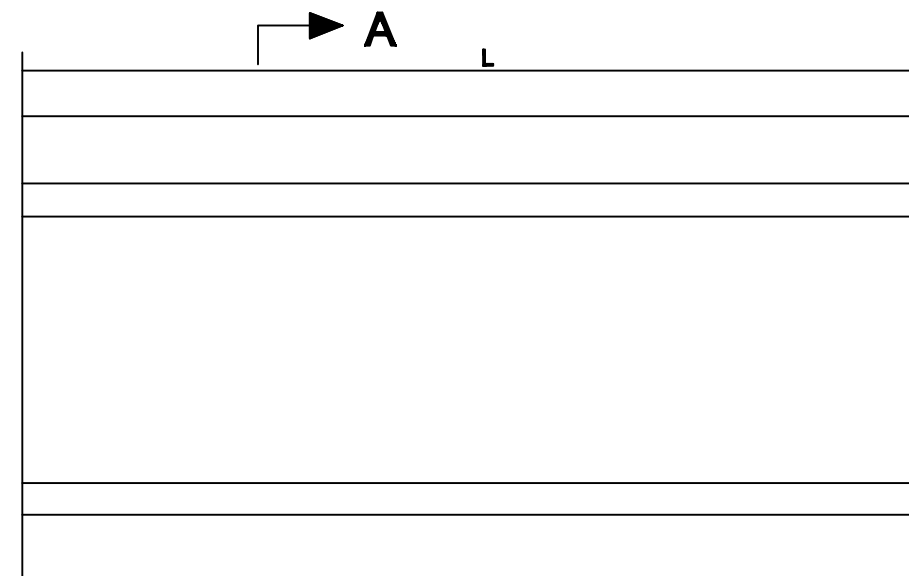
SECTION A-A



**DRAINAGE CHANNEL BLOCK
TYPE B**

NOTES

1. ALL DIMENSIONS ARE IN MILLIMETERS.
2. DIMENSIONS R & L SHALL BE AS DESCRIBED IN APPENDIX 5/3.
3. DRAINAGE CHANNEL BLOCKS TO BE MADE OF PRESSED CONCRETE TO BS 7263 : PART 1 OR EXTRUDED IN SITU. FOR BLOCKS TYPE C THE UPSTAND MAY BE IN SITU CONCRETE OR THE KERB TYPE USED FOR THE CARRIAGEWAY.



**DRAINAGE CHANNEL BLOCK
TYPE C**

Rev :	Remarks :	Drawn :	Date :	Title :
A	Issued drawing.		April 2003	
B	Change logo to TM	E. Farrugia	March 2014	